



**This Book
Belongs to:**




CreativeMamma.com

**This Book
Belongs to:**




CreativeMamma.com

**This Book
Belongs to:**




CreativeMamma.com

**This Book
Belongs to:**




CreativeMamma.com

**This Book
Belongs to:**




CreativeMamma.com

**This Book
Belongs to:**




CreativeMamma.com

**This Book
Belongs to:**




CreativeMamma.com

**This Book
Belongs to:**




CreativeMamma.com

**This Book
Belongs to:**




CreativeMamma.com

**This Book
Belongs to:**




CreativeMamma.com

**This Book
Belongs to:**



CreativeMamma.com

**This Book
Belongs to:**



CreativeMamma.com



Printing Instructions

Materials:

- Avery Labels #5164 (6 per sheet) or Full Sheet Labels
- Printer (colored preferably)
- Free Adobe Reader (Mac users must also use adobe reader instead of “preview”)

Instructions:

- Download the template - You have a choice of one with lines and one without
- Fill out the highlighted sections with your child’s name or information
- The blue highlighting will not print
- Print the labels – make sure that you have the page scaling set up to “none” – do not “fit to page”
- Use for your child’s books

Thanks so much for downloading my free printable!

Feel free to distribute, but please do not sell or alter this file. The digital file and the materials you print from this file are for your personal use only.

More cards and stickers can be found in my [Etsy shop](#).

A Free Gift
for CreativeMamma Email Subscribers



PRINTABLE CARD PACK
SET OF 10 CARDS

Get your free cards now!

