

Especially Handmade



Just For You!

CreativeMamma.com


Especially Handmade



Just For You!

CreativeMamma.com


Especially Handmade



Just For You!

CreativeMamma.com

Especially Handmade



Just For You!

CreativeMamma.com

Especially Handmade



Just For You!

CreativeMamma.com


Especially Handmade



Just For You!

CreativeMamma.com


Especially Handmade



Just For You!

CreativeMamma.com

Especially Handmade



Just For You!

CreativeMamma.com



Printing Instructions

Materials:

- Card stock
- Color printer
- Scissors or paper cutter
- Corner Cutter (optional)

Instructions:

- Download the pdf
- Print the mini cards - When printing, page scaling is a choice in the print dialog box, please make sure that you have the page scaling set up to "none", do not "fit to page"
- Fill out the fields on the pdf. When you press "tab" it should update the field on the other side also. Feel free to leave some fields blank (the blue highlighting will not print).
- Crop the corners if you wish!

Thanks so much for downloading my free printable!

Feel free to distribute, but please do not sell or alter this file. The digital file and the materials you print from this file are for your personal use only.

More cards and stickers can be found in my [Etsy shop](#).

