



## Printing Instructions

### Materials:

- Card stock
- Color printer
- Scissors, paper cutter, 2" round paper punch
- Corner Cutter (optional)

### Instructions:

- Download the pdf - Use adobe reader (Mac users - sometimes preview has a problem with layout)
- Print the items - When printing, page scaling is a choice in the print dialog box, please make sure that you have the page scaling set up to "none", do not "fit to page"
- Valentines Cards - Fill out the fields on the pdf or Feel free to leave some fields blank (the blue highlighting will not print).
- Stickers/tags can be printed on cardstock or sticker paper, then just punch out with a paper punch.

Thanks so much for downloading my free printable!

Feel free to distribute, but please do not sell or alter this file. The digital file and the materials you print from this file are for your personal use only.

More cards and stickers can be found in my [Etsy shop](#).











*A Free Gift*  
for CreativeMamma Email Subscribers




PRINTABLE CARD PACK  
SET OF 10 CARDS

Get your free cards now!







# VALENTINE'S WORD SEARCH FUN!






Q	H	E	A	R	T	C	P	G	S
L	H	U	G	S	A	E	R	P	W
N	I	C	E	R	A	C	E	I	Q
I	X	G	D	I	M	C	T	W	T
D	J	Y	D	X	I	E	T	L	S
N	P	D	D	A	V	Q	Y	D	E
E	K	N	L	O	D	X	F	G	E
I	V	A	L	E	N	T	I	N	E
R	J	C	O	R	T	L	H	R	V
F	K	A	X	J	S	I	X	N	X

CANDY  
CARD  
FRIEND  
HEART

HUGS  
LOVE  
NICE  
PRETTY

SPECIAL  
SWEET  
VALENTINE







The digital file and the materials you print from this file are for your personal use only. Thanks for not altering this digital file. Materials printed using this digital file cannot be sold.

CreativeMamma.com

COLORING FUN!



Happy  
Valentines  
Day  
to You!

